

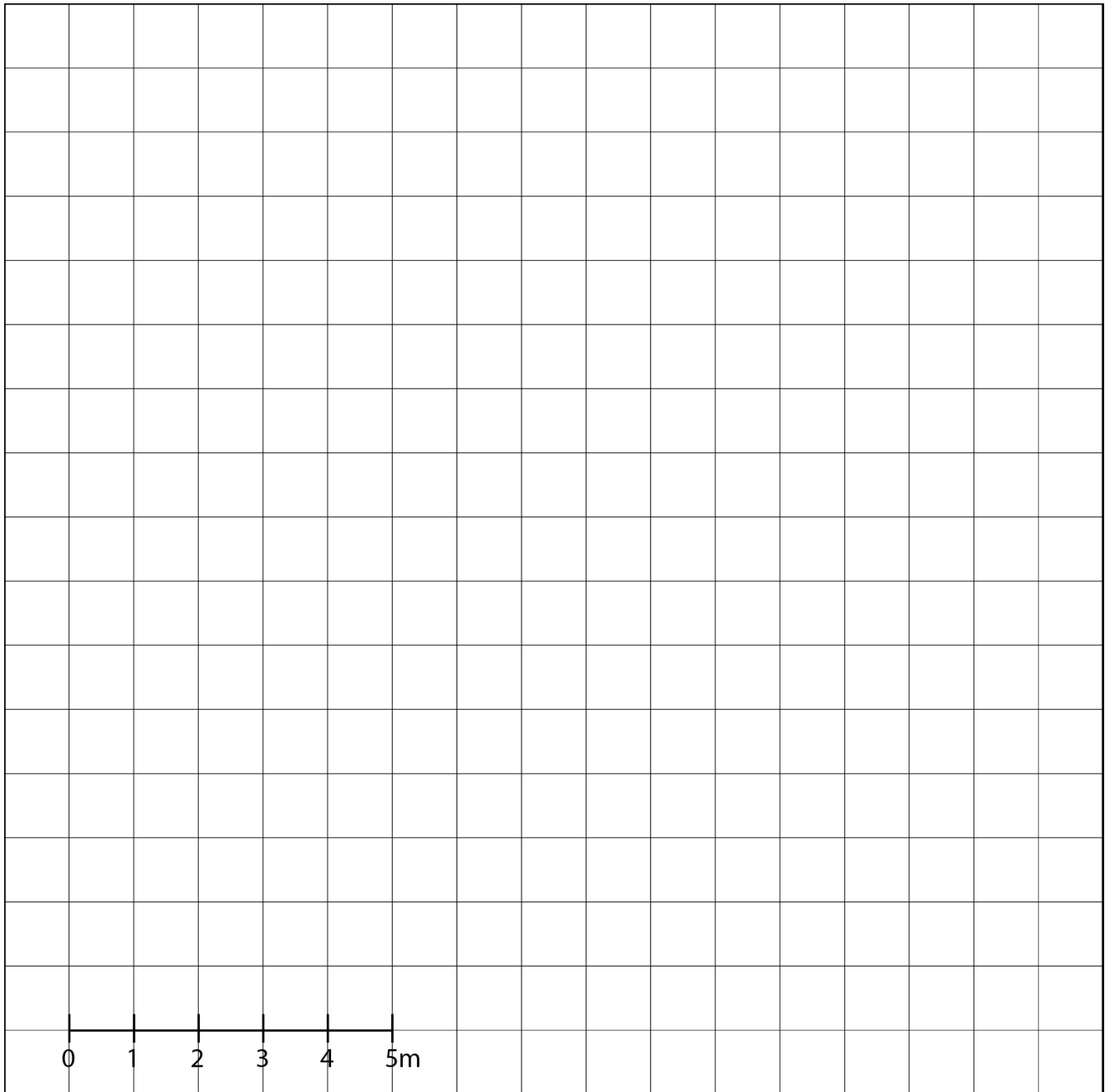
Rita din monter och markera med nedan symboler *Draw your stand and use the symbols.*










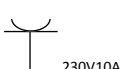

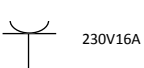

Mässa/Exhibition: _____

Monternr/Stand no: _____

Företag/Company: _____

OBS! Ange mått och markera riktning i hallen / Note: State dimensions and mark direction in the hall



- | | | | | | |
|---|---|---|--|---|--|
|  | = Vägg/Wall |  | = Spotlight/Spotlight |  | = Tält / Tent
Markera ingång
på tältet |
|  | = Dörr/ Door |  | = El 16A- 3-fas /
Power 16A- 3-phase |  | Markera området
Mark the area |
|  | = Flaggstång/Flag pole |  | = El 32A—3-fas/
Power 32A- 3-phase |  | Markera området
Mark the area |
|  | = El 1-fas 10A –230V/
Power 1-phase 10A-230V |  | = El 63A—3-fas/
Power 63A- 3-phase | | |
|  | = El 1-fas 16A—230V/
Power 1-phase 16A-230V |  | =Markera riktning mot
State direction against | huvudentré
main entrance | |